

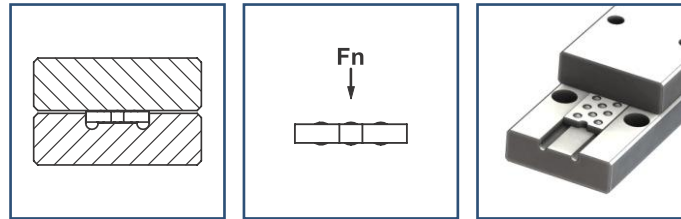
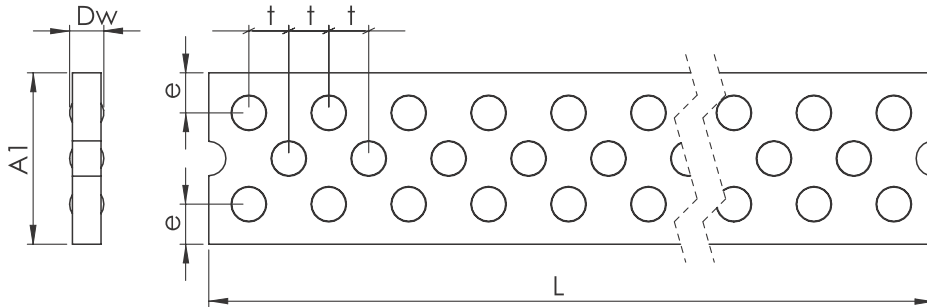

## HB

Manufactured from profiles of light metals - aluminium (Al)

High precision and long lifetime

Destined for accurate machinery and equipment with exceptional quality of linear motion control

Working temperature up to 150°C



Type	Dimensions					Load Capacity		Table for weight values of bearing cages (for the length of L=1000 mm) [g]
	A1	Dw	t	e	L max	C [N]	Co [N]	Al
HB2515	15	2.5	3	4.5	2 000	3 200	2 920	95
HB3015	15	3	3.5	3.5	2 000	4 210	3 540	120
HB3020	20	3	3.5	3.5	2 000	5 150	4 720	167
HB3023	23	3	3.5	3.5	2 000	5 250	4 720	187
HB4025	25	4	5	5	2 000	7 630	5 910	250

- Load capacity for the theoretical length of the cage of 100 mm with the thrust force "F" in accordance to the drawing.
- The load capacity is calculated for guides with hardness of 60 +/- 2 HRC and surface roughness of Ra<0,4.
- Load capacity of bearing cages is calculated on the basis of number of bearing needles mounted in the cage
- Length tolerance LK +0/-t

